



**BROCKS HILL
PRIMARY**

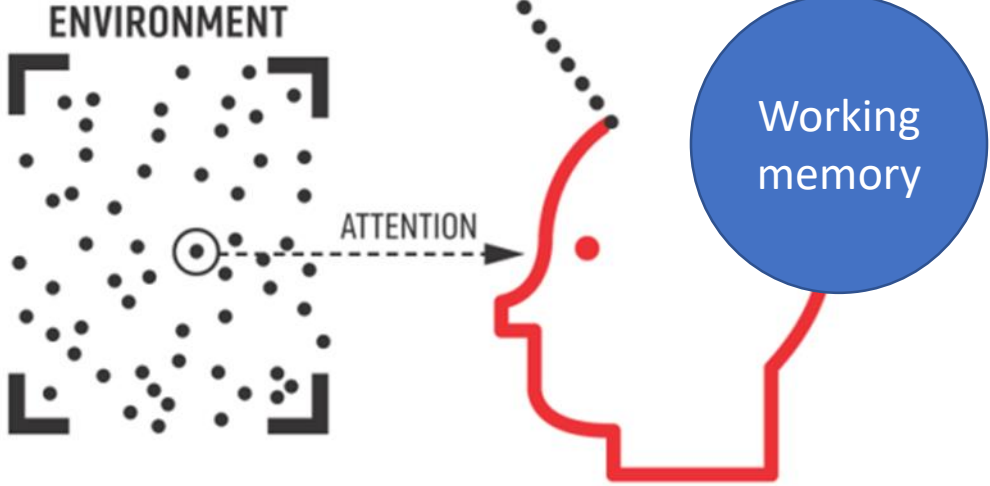
Lionheart Educational Trust

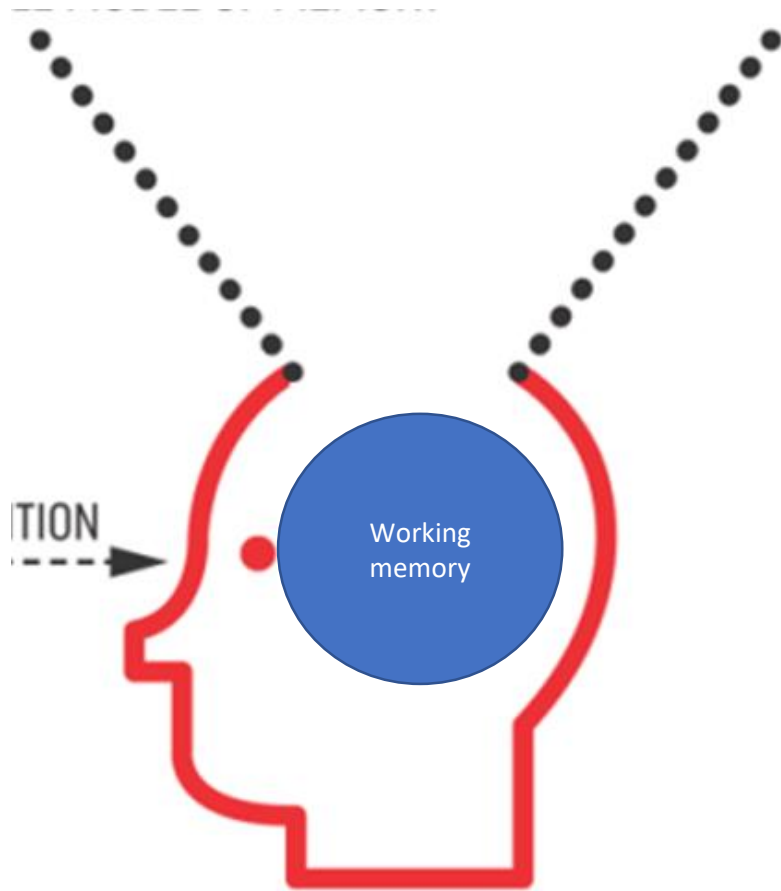
Supporting Children's Learning
Brocks Hill Primary School
Tuesday 18th April

What is learning?

Learning is, the more or less, permanent change in knowledge or understanding .

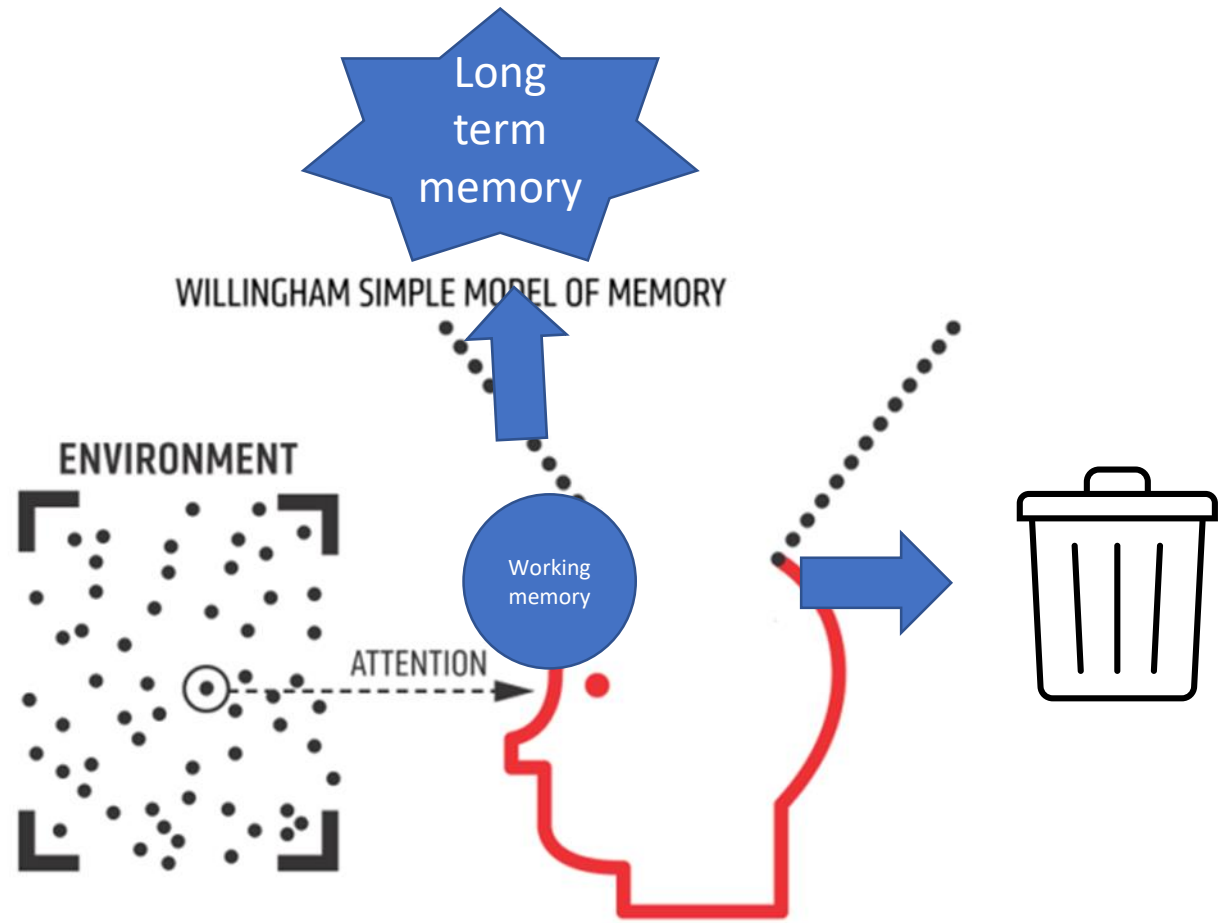
WILLINGHAM SIMPLE MODEL OF MEMORY





The working memory has limited space!

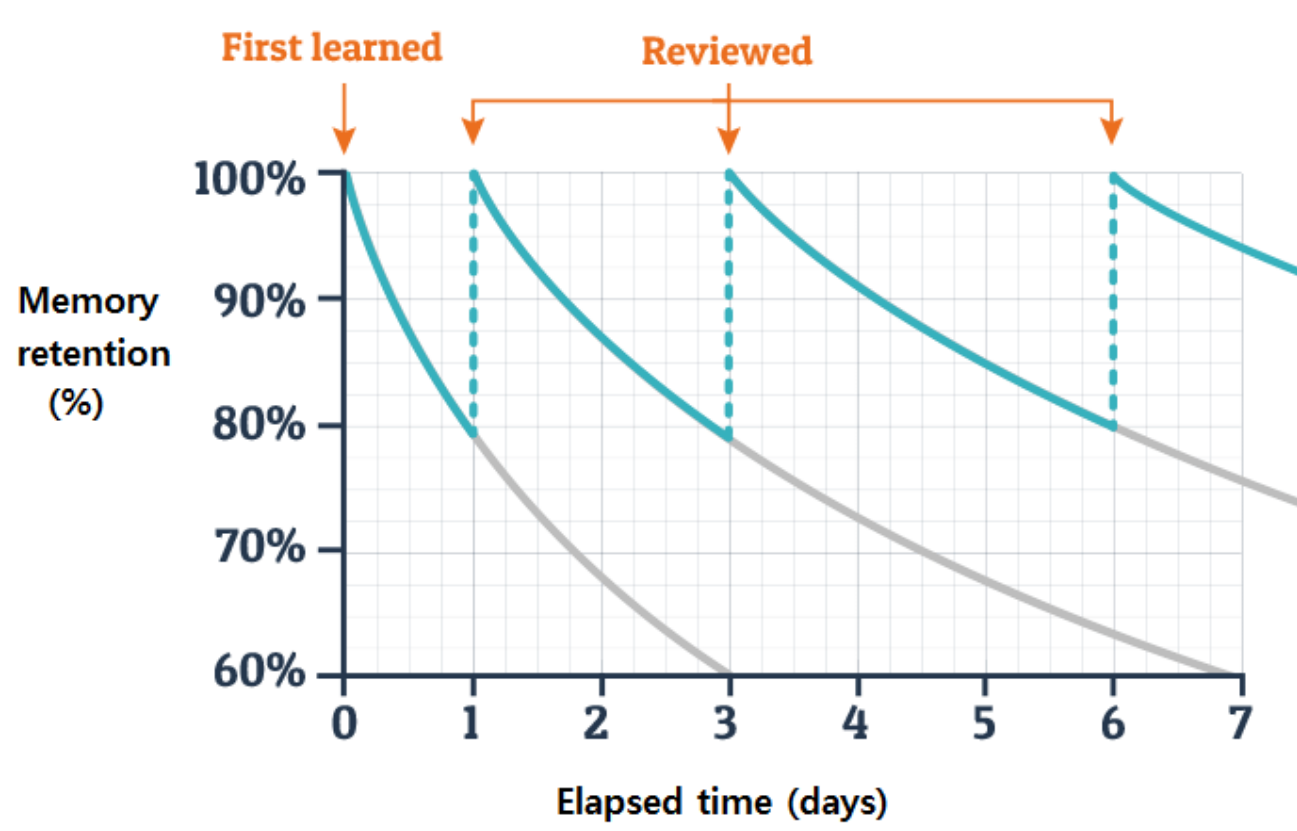
We can't retain everything in our working memory!



How do we make sure new knowledge goes into our long term memory?



Forgetting Curve



What can we do in school to improve our long-term memory?



We need to make sure we have strategies to learn and remember knowledge!



Your teachers help by giving:

Quizzes,
practising of skills,
spelling shed,
times tables rockstars,
flash back four,
knowledge organisers...



What helps you most?

In *Learning Mode*

We can try new things.

We can make mistakes and it's ok.

Learning from mistakes.

We don't have to worry about getting things wrong.

No one will make us feel embarrassed.

We want to get advice and help from our friends and our teachers.

We use a Growth Mindset

We use Resilience, Resourcefulness, Reciprocity and Reflection



What are Knowledge Organisers?

- Knowledge Organisers show key knowledge children need to know and remember
- How do help pupils to do this?
- Lots of retrieval practice.

Parent tips to support your child:

1. Please help to quiz your child on the knowledge organiser.
2. Read through the Knowledge Organiser with your child – if you don't understand the content then ask them to explain it to you – 'teaching' you helps them to reinforce their learning.
3. Test them regularly on the spellings of key words until they are perfect. Make a note of the ones they get wrong – is there a pattern to the spelling of those words?
4. Get them to make a glossary (list) of key words with definitions or a list of formulae.
5. Read sections out to them, missing out key words or phrases that they have to fill in. Miss out more and more until they are word perfect.
6. Get your child to make a blank Knowledge Organiser and fill in all the gaps without looking.

Benefits of a knowledge organiser-

1. Pre-teaching
2. Confidence
3. Organised into sections
4. Small snippets of information
5. If asked a question place of reference to answer
6. Able to share at home
7. Easy to display

Reading at home

Research (The Reading Framework July 2021) tells us that Reading for pleasure is one of the most important ways to make a difference to children's life chances, whatever their socio-economic background. This may be them reading their reading book to an adult, you reading to them or a sustained period of silent reading. How children practise their reading will depend on their age.

DEVELOPING FLUENCY WITH YOUR CHILD



- ✓ **Echo reading**-read a sentence and your child repeats it with the same expression and pace
- ✓ **Repetition** -read stories again and again
- ✓ **Vocabulary** -talk about new words
- ✓ **Rhymes, songs and poems** develop prosody
- ✓ **Read aloud** -even in KS2, children need reading role models
- ✓ **Access to books** -library and school book

Create a reading-friendly environment at home



- ✓ Make time—even if you're multi-tasking
- ✓ Talk about book: summarise, character, plot, vocabulary and figurative language
- ✓ Model being a reader
- ✓ Read together
- ✓ Your child is never too old to be read to.



Foundation Stage

- Phonics: revisit/review, teach, practise, apply process
- Encourage good manners and sharing/taking turns.
- Encourage your child to help around the house and take responsibility for their own things e.g. tidying up, sorting laundry, putting dishes in the dishwasher.
- Teach your child to use the toilet independently and wash their hands.
- Encourage your child to dress themselves.
- Talk – a lot!
- Read and look at books together.
- Go to the park and on walks to look at the natural environment.
- Use natural opportunities for your child to understand small quantities e.g. ask your child to bring you two apples.
- Do jigsaws and puzzles.
- Paint, draw and colour.
- Play with playdough, water and sand.
- Provide opportunities for your child to play with small, fiddly materials e.g. Lego, beads or rice.
- Involve your child in your daily activities and interests – young children love to help with gardening, laundry, even cleaning!
- **All these things don't end once your child turns 5. It is called Foundation Stage for a reason!**



Home

Learning Log

Brocks Hill Primary School

- We want all children to have a broad range of experiences so that they can build up their knowledge in lots of areas and in ways we cannot offer to all children at school.
- Most activities can be completed with family members and friends- huge benefits to children
- Activities can be repeated e.g making a dance routine would be completely different at age 4 than it would be age 11
- Promoting children's character building just like our 6Rs there is a holistic approach to education. If two people were going for a job and both had similar academic qualifications but one was more resilient, had more life experience and empathy and compassion an employer would pick them.
- The recording is for you, we feel having memories in a 'scrap book' like manner is great but if it takes away from just spending time together just date the log and have fun! We want you to engage but know all different family circumstances and time available is different.

Check the website for support

EYFS/year 1 Tapestry and Y2 onwards VLE

The website has lots of knowledge about what your children are learning and is still evolving.